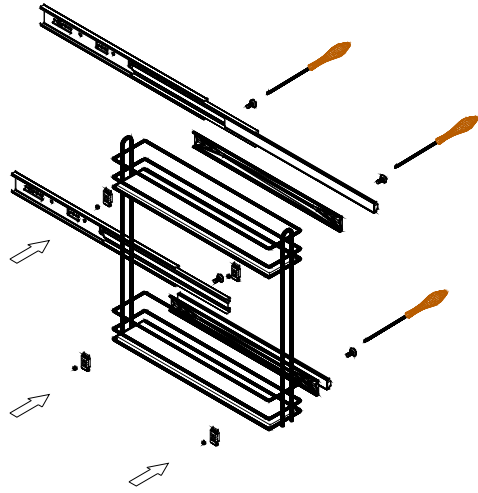
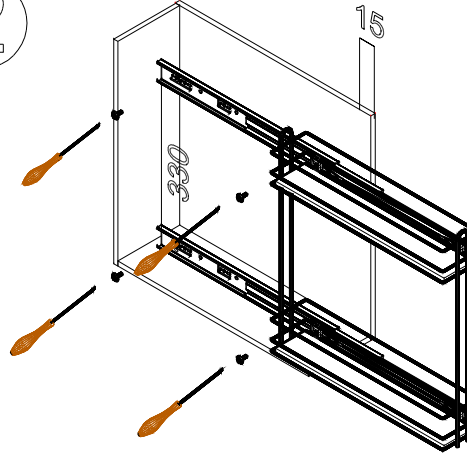


1



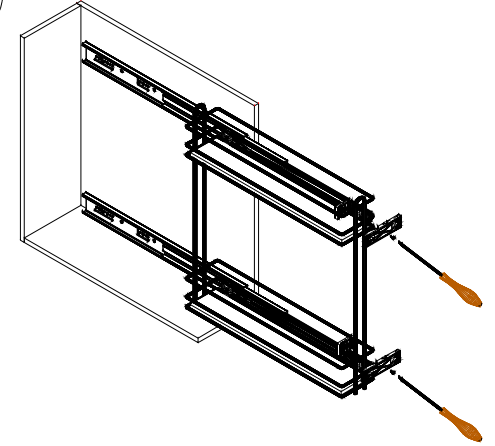
- Ray ve bağlantı sacı şeklindeki gibi monte edilir.
- Rail and connection plate are mounted as shown.

2



- Raylar modül içerisine uygun şekilde bağlanır.
- Rails are properly connected inside the module.

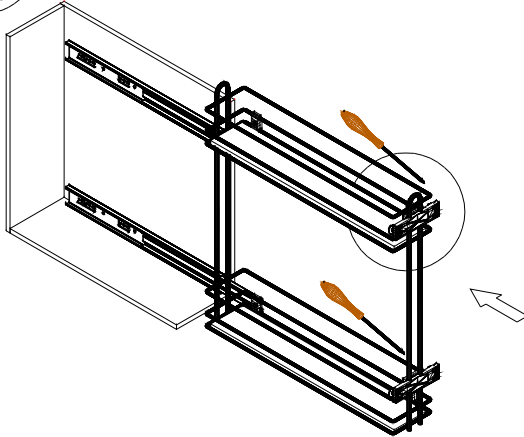
3



- Kapak bağlantı aparatları takılır.
- Cover fixings are attached.

4

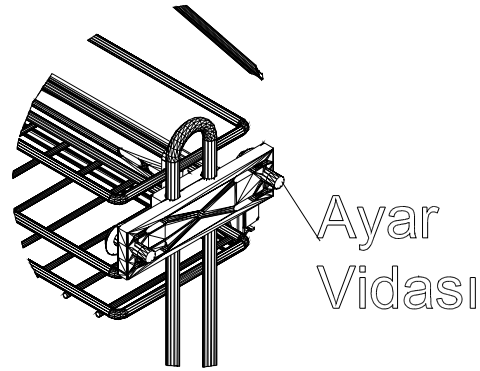
A-A Kesiti



- Kapak, bağlantı aparatlarıyla bağlanır.
- The cover is connected with the attachments.

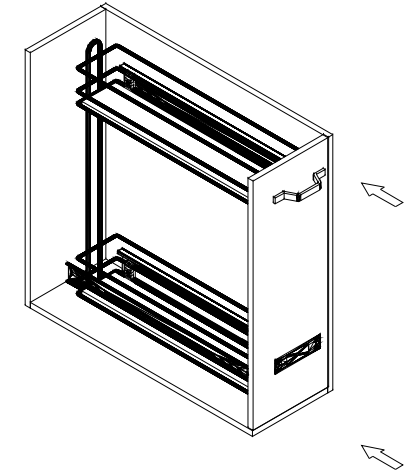
5

A-A Kesiti



- Ayar vidaları ile kapak bağlantıları ayarlanır.
- It is adjusted as a cover with adjustment screws.

6



- Kapak takıldıktan sonra ürün kullanıma hazır hale gelir.
- The product is ready for use after the cover is attached.